



# Writing Readiness



Visit [www.newpathlearning.com](http://www.newpathlearning.com) for Online Learning Resources.  
© Copyright NewPath Learning

# TABLE OF CONTENTS

Lesson 1 - Tracking .....	2
Lesson 2 - Letter Practice .....	6
Lesson 3 - Word Study .....	10
Lesson 4 - Story Order .....	14
Lesson 5 - Complete the Sentence .....	18
Lesson 6 - Punctuation Marks .....	22
Lesson 7 - Capital Letters .....	26
Lesson 8 - Plurals .....	30
Lesson 9 - Writing Common Words .....	34
Lesson 10 - Writing a Story .....	38
Bonus Pages .....	42

## Teacher Notes

The activities in this guide help early childhood learners develop beginning writing skills. Each lesson features a different writing skill and can be used in any order that would help to support an existing program.

This guide is an ideal resource for centers, independent work in the classroom or homework. The activities can be used independently for review or as a form of assessment or in combination with other related classroom activities. They are also the perfect complement to *NewPath's Early Childhood Flip Charts*, available separately at [www.newpathlearning.com](http://www.newpathlearning.com).



**Phone: 800-507-0966**

**Fax: 800-507-0967**

**[www.newpathlearning.com](http://www.newpathlearning.com)**

NewPath Learning® Products are developed by teachers using research-based principles and are classroom tested. The company's product line consists of an array of proprietary curriculum review games, workbooks, charts, posters, visual learning guides, learning centers, interactive whiteboard software and other teaching resources. All products are supplemented with web-based activities, assessments and content to provide an engaging means of educating students on key, curriculum-based topics correlated to applicable state and national education standards.

Copyright © MMXVIII NewPath Learning. All Rights Reserved.

Printed in the United States of America.






# tracking



We write left to right.



Help the bear reach the honey pot. Trace the path.



Left






Right

# tracking

Follow each trail. Trace the path.

Left




Right



# Tracking - Color it!

We write left to right.

Help the bear reach the hive. Trace the path.



Left

Right