

# Mathematics


Activity Book 5

## Measurement in Mathematics Activities

**Teacher Edition**

GRADES 4-5

Book  
5



**NEWPATH**  
LEARNING®

# Contents

<b>Page</b>		<b>Concept</b>
<b>Part One:</b>		
5	Long Distance Drivers	Measuring in centimeters.
6	Millimeters Are Mint!	Measuring in millimeters and centimeters.
7	Ribbon Riddles	Measuring in millimeters and centimeters, including approximation to the nearest unit and selection of appropriate unit of measure.
8	Do You Measure Up?	Measuring in centimeters and millimeters, approximation.
9	Measuring Made Easy	Measuring in centimeters and millimeters, approximation, practical experience of one kilometer.
10	String Struggles	Direct measurement of perimeters of polygons.
11	Using Circumference	Direct measurement of perimeters of circles.
12	Using Squares	Measurement of perimeter of shapes.
13	Making Boxes	Relating length to volume.
<b>Part Two:</b>		
14	Dinosaur Danger	Area of regular shapes by counting squares; making shapes with a given number of square units.
15	Perimeter Problems	Area of regular shapes by counting squares; making shapes with a given number of square units.
16	Design Dilemma	Area of regular shapes by counting squares; making shapes with a given number of square units.
17	Squares and Surface Area	Area of shapes by counting squares.
18	Using Part Squares 1	Area of shapes by counting squares.
19	Using Part Squares 2	Investigation of 2D surface area of 3D shapes.
20	Outlines	Relating area to perimeter.
<b>Part Three:</b>		
21	Don't Get Wet!	Measuring in cups and milliliters to ascertain the capacity of containers.
22	I Wonder?	Measuring in liters and milliliters; comparing capacities.
23	mL or L?	Measuring in liters and milliliters; ordering containers by capacity.
24	Lost In Space	Using standard measures to compare and order the volume of solids by displacement of liquids.
25	Scale Models	Constructing 3D shapes using cubes as arbitrary units. Investigation and comparison of volumes of shapes by counting the cubes.
26	Did You Know?	Relating the measurement of volume and capacity to other measures.
<b>Part Four:</b>		
27	Mission Impossible	Comparison of sets of objects by hefting and balancing.
28	Balancing It All Up	Comparison of sets of objects by hefting and balancing.
29	Going Shopping	Comparison of mass; relating mass to surface area.
30	Mystery Parcels	Comparison and ordering of mass; relating mass to other measures.
31	Can You Measure Up?	Measuring mass using kilograms and grams; using appropriate units.
<b>Part Five:</b>		
32	How Time Flies	Solving problems based on the calendar year.
33	Dates On Calendars 1	Solving problems based on the calendar year.
34	Dates On Calendars 2	Solving problems based on the calendar year.
35	The String Pendulum	Estimating, measuring, comparing intervals of time using arbitrary units.
36	24 Hours In Every Day	Reading twelve and twenty-four hour clocks.
37	Clever Clocks	Reading twelve and twenty-four hour clocks, including reading from digital clocks.
38	TV Times	Reading simple timetables.
39	Your Day	Creating a timetable.
40	<b>Answers</b>	

# Long distance drivers

- You will need: blackboard ruler or tape measure,
- toy car,
- grid paper,
- colored pencils

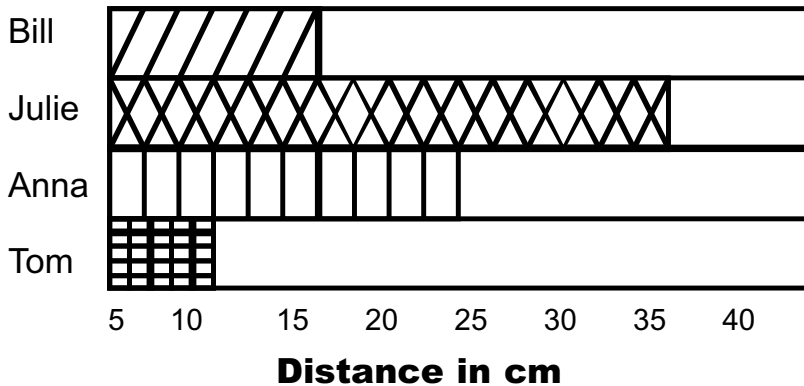

Choose a car. From a starting line PUSH and release your car as far as you can (remember don't roll it over). Measure and record the distance it traveled.

Each member of the group needs to have 3 turns. Choose your best distance.

- .....
- .....
- .....

Best Distance: .....

Show your group results in a graph like this.



What could you call this graph? .....

.....

Now try it again with a rounded stone.

How far can you roll it?

- .....
- .....
- .....

Best Distance:.....



# Millimeters Are Mint!

- You will need: 6 different small objects like matchboxes, shells, pins, seeds, leaves, crayons, chalk etc.,  
ruler,  
grid paper,  
colored pencils

Sometimes when we measure we need to use a different standard of measurement than centimeters (cm). On our rulers we can see a number of small lines between each cm mark. These are called millimeters (mm) and they are much smaller than cm - in fact there are 10 mm to 1 cm.

Choose six objects to estimate and measure and fill in the table below.  
(Remember it is important to estimate your answer first.)

OBJECT	ESTIMATED LENGTH	ACTUAL LENGTH

Graph your results showing the estimated length and the actual length.  
HINT: use a different color to show the estimated length and actual length.  
Construct your graph here.

Remember: the symbol for millimeters is mm, but if you have more than 1 mm, don't add an 's' to the symbol.